

ESSEX COUNTY BOARD OF TAXATION

2017



ABSTRACT OF RATABLES

Commissioners

James R. Matarazzo, Jr., President
Joseph A. DeFuria, Esq.
Ian R. Grodman, Esq.
Everett M. Johnson, Esq.
Luis M. Linares
Mary Devon O'Brien

County Tax Administrator

Joan Codey Durkin, CTA

Essex County Board of Taxation
50 South Clinton Street, Suite 5200
East Orange, New Jersey 07018

Phone: 973-395-8525
Fax: 973-395-8481
Website: www.essextaxboard.com

2017 ABSTRACT OF RATABLES FOR THE COUNTY OF ESSEX

TAXING DISTRICTS	1		2	3	4	5	6
	TAXABLE VALUE						
	(A) LAND	(B) IMPROVEMENTS (INCLUDES PARTIAL EXEMPTIONS & ABATEMENTS)					
01:BELLEVILLE TWP	1,178,021,793	1,490,918,637	2,668,940,430	0	2,668,940,430	6,447,900	2,675,388,330
02:BLOOMFIELD TWP	1,798,661,400	2,245,823,200	4,044,484,600	17,137,000	4,027,347,600	7,006,000	4,034,353,600
03:CALDWELL BORO	548,553,200	480,250,900	1,028,804,100	0	1,028,804,100	3,534,500	1,032,338,600
04:CEDAR GROVE TWP	1,136,277,600	1,079,737,600	2,216,015,200	0	2,216,015,200	1,503,700	2,217,518,900
05:EAST ORANGE CITY	675,875,000	1,793,719,850	2,469,594,850	5,111,600	2,464,483,250	7,948,986	2,472,432,236
06:ESSEX FIELDS BORO	406,206,300	420,831,400	827,037,700	0	827,037,700	203,486	827,241,186
07:FAIRFIELD TWP	1,026,207,900	1,542,939,580	2,569,147,480	0	2,569,147,480	7,003,818	2,576,151,298
08:GLEN RIDGE BORO	770,109,200	612,100,300	1,382,209,500	0	1,382,209,500	473,400	1,382,682,900
09:IRVINGTON TWP	428,487,800	1,372,986,230	1,801,474,030	0	1,801,474,030	7,251,056	1,808,725,086
10:LIVINGSTON TWP	3,873,863,480	3,357,155,115	7,231,018,595	0	7,231,018,595	9,686,530	7,240,705,125
11:MAPLEWOOD TWP	1,918,862,100	1,930,096,200	3,848,958,300	0	3,848,958,300	2,639,093	3,851,597,393
12:MILLBURN TWP	4,572,519,700	5,211,086,800	9,783,606,500	0	9,783,606,500	7,295,841	9,790,902,341
13:MONTCLAIR TWP	2,600,301,700	3,122,206,100	5,722,507,800	0	5,722,507,800	8,116,600	5,730,624,400
14:NEWARK CITY	4,165,067,000	7,949,680,500	12,114,747,500	44,484,900	12,070,262,600	80,837,700	12,151,100,300
15:NORTH CALDWELL BORO	725,900,100	873,816,000	1,599,716,100	0	1,599,716,100	468,700	1,600,184,800
16:NUTLEY TWP	1,391,235,300	1,862,840,100	3,254,075,400	0	3,254,075,400	9,100	3,254,084,500
17:ORANGE CITY TWP	399,807,020	892,295,680	1,292,102,700	1,303,600	1,290,799,100	2,587,212	1,293,386,312
18:ROSELAND BORO	778,945,500	911,846,000	1,690,791,500	0	1,690,791,500	1,589,800	1,692,381,300
19:SOUTH ORANGE TWP	1,346,192,000	1,487,581,000	2,833,773,000	0	2,833,773,000	4,926,562	2,838,699,562
20:VERONA TWP	1,006,210,900	1,015,537,700	2,021,748,600	0	2,021,748,600	1,336,300	2,023,084,900
21:WEST CALDWELL TWP	1,095,550,200	1,152,023,400	2,247,573,600	0	2,247,573,600	1,378,900	2,248,952,500
22:WEST ORANGE TWP	2,293,458,580	3,288,790,000	5,582,248,580	0	5,582,248,580	9,855,493	5,592,104,073
ESSEX	34,136,313,773	44,094,262,292	78,230,576,065	68,037,100	78,162,538,965	172,100,677	78,334,639,642

2017 ABSTRACT OF RATABLES FOR THE COUNTY OF ESSEX

TAXING DISTRICTS	7 GENERAL TAX RATE PER \$100	8 COUNTY EQUALI- ZATION RATIO	9 TRUE VALUE			10 EQUALIZATION		11 NET VALUATION FOR COUNTY TAX APPORTIONMENT (COL 6-9A+9B -10A+10B)
			(A) UEZ ABATEMENT EXPIRED	(B) CLASS II RAILROADS	(A) AMOUNTS DEDUCTED	(B) AMOUNTS ADDED		
			01: BELLEVILLE TWP	3.877	99.28%	0	0	
02: BLOOMFIELD TWP	3.904	92.80%	0	0	344,283,571	4,378,637,171		
03: CALDWELL BORO	2.662	95.18%	0	0	57,148,104	1,089,486,704		
04: CEDAR GROVE TWP *	2.298	96.84%	0	0	80,278,603	2,297,797,503		
05: EAST ORANGE CITY	5.184	91.56%	0	0	257,412,910	2,729,845,146		
06: ESSEX FIELDS BORO	1.906	107.68%	0	0	58,685,937	768,555,249		
07: FAIRFIELD TWP	2.192	89.17%	0	0	338,899,709	2,915,051,007		
08: GLEN RIDGE BORO	3.607	84.05%	0	0	263,657,865	1,646,340,765		
09: IRVINGTON TWP	5.675	88.90%	0	0	239,514,417	2,048,239,503		
10: LIVINGSTON TWP	2.547	92.77%	0	0	580,934,192	7,821,639,317		
11: MAPLEWOOD TWP	3.049	101.90%	0	0	62,586,672	3,789,010,721		
12: MILLBURN TWP	1.856	100.07%	0	0	16,698,404	9,807,600,745		
13: MONTCLAIR TWP	3.734	80.75%	0	0	1,377,069,177	7,107,693,577		
14: NEWARK CITY	3.560	88.86%	0	0	2,116,891,116	14,267,991,416		
15: NORTH CALDWELL BORO	2.300	90.85%	0	0	162,410,394	1,762,595,194		
16: NUTLEY TWP	3.473	89.02%	0	0	421,019,042	3,675,103,542		
17: ORANGE CITY TWP	4.870	87.91%	0	0	196,197,981	1,489,584,293		
18: ROSELAND BORO	2.253	92.98%	0	0	135,468,598	1,827,849,898		
19: SOUTH ORANGE TWP	3.072	104.78%	0	0	124,251,002	2,714,448,560		
20: VERONA TWP	3.113	85.01%	0	0	363,029,482	2,386,114,382		
21: WEST CALDWELL TWP	2.475	93.80%	0	0	159,034,539	2,407,987,039		
22: WEST ORANGE TWP	3.986	92.50%	0	0	471,406,855	6,063,510,928		
ESSEX		%	0	0	245,523,611	85,714,496,787		

* EXCLUDES GARBAGE DISTRICT RATE OF 0.072

2017 ABSTRACT OF RATABLES FOR THE COUNTY OF ESSEX

SECTION 12 - A

	(i)										(ii)			(iii)		(iv)	(v)		
	TOTAL COUNTY TAXES APPORTIONED										ADJUSTMENTS RESULTING FROM:						NET COUNTY TAXES APPORTIONED	MUNICIPAL BUDGET STATE AID	NET COUNTY TAXES APPORTIONED LESS STATE AID (COL. 12 AIII-12AIV-COUNTY BPP ADJUSTMENT)
											(A)		(B)		APPEALS & CORRECTIONS				
	DEDUCT OVERPAY	ADD UNDERPAY	DEDUCT OVERPAY	ADD UNDERPAY	DEDUCT OVERPAY	ADD UNDERPAY	DEDUCT OVERPAY	ADD UNDERPAY	NET COUNTY TAXES APPORTIONED	MUNICIPAL BUDGET STATE AID	NET COUNTY TAXES APPORTIONED LESS STATE AID (COL. 12 AIII-12AIV-COUNTY BPP ADJUSTMENT)								
TAXING DISTRICT																			
01: BELLEVILLE TWP	13,713,342.18	.00	.00	.00	112,213.09	.00	.00	13,601,129.09	.00	.00	.00	.00	13,601,129.09	.00	13,601,129.09	.00	13,601,129.09		
02: BLOOMFIELD TWP	22,080,399.30	.00	.00	.00	90,598.97	.00	.00	21,989,800.33	.00	.00	.00	.00	21,989,800.33	.00	21,989,800.33	.00	21,989,800.33		
03: CALDWELL BORO	5,494,015.72	.00	.00	.00	5,985.11	.00	.00	5,488,030.61	.00	.00	.00	.00	5,488,030.61	.00	5,488,030.61	.00	5,488,030.61		
04: CEDAR GROVE TWP	11,587,232.37	.00	.00	.00	12,368.51	.00	.00	11,574,863.86	.00	.00	.00	.00	11,574,863.86	.00	11,574,863.86	.00	11,574,863.86		
05: EAST ORANGE CITY	13,765,943.26	.00	.00	.00	507,549.44	.00	.00	13,258,393.82	.00	.00	.00	.00	13,258,393.82	.00	13,258,393.82	.00	13,258,393.82		
06: ESSEX FELS BORO	3,875,636.67	.00	.00	.00	19,347.62	.00	.00	3,856,289.05	.00	.00	.00	.00	3,856,289.05	.00	3,856,289.05	.00	3,856,289.05		
07: FAIRFIELD TWP	14,699,891.25	.00	.00	.00	171,244.36	.00	.00	14,528,646.89	.00	.00	.00	.00	14,528,646.89	.00	14,528,646.89	.00	14,528,646.89		
08: GLEN RIDGE BORO	8,302,094.94	.00	.00	.00	5,151.83	.00	.00	8,296,943.11	.00	.00	.00	.00	8,296,943.11	.00	8,296,943.11	.00	8,296,943.11		
09: IRVINGTON TWP	10,328,772.25	.00	.00	.00	91,739.50	.00	.00	10,237,032.75	.00	.00	.00	.00	10,237,032.75	.00	10,237,032.75	.00	10,237,032.75		
10: LIVINGSTON TWP	39,442,619.38	.00	.00	.00	301,740.94	.00	.00	39,140,878.44	.00	.00	.00	.00	39,140,878.44	.00	39,140,878.44	.00	39,140,878.44		
11: MAPLEWOOD TWP	19,107,056.93	.00	.00	.00	98,149.63	.00	.00	19,008,907.30	.00	.00	.00	.00	19,008,907.30	.00	19,008,907.30	.00	19,008,907.30		
12: MILLBURN TWP	49,457,338.48	.00	.00	.00	270,341.64	.00	.00	49,186,996.84	.00	.00	.00	.00	49,186,996.84	.00	49,186,996.84	.00	49,186,996.84		
13: MONTCLAIR TWP	35,842,365.14	.00	.00	.00	157,382.52	.00	.00	35,684,982.62	.00	.00	.00	.00	35,684,982.62	.00	35,684,982.62	.00	35,684,982.62		
14: NEWARK CITY	71,950,000.75	.00	.00	.00	2,607,685.74	.00	.00	69,342,315.01	.00	.00	.00	.00	69,342,315.01	.00	69,342,315.01	.00	69,342,315.01		
15: NORTH CALDWELL BORO	8,888,337.67	.00	.00	.00	519.82	.00	.00	8,887,817.85	.00	.00	.00	.00	8,887,817.85	.00	8,887,817.85	.00	8,887,817.85		
16: NUTLEY TWP	18,532,650.80	.00	.00	.00	45,443.71	.00	.00	18,487,207.09	.00	.00	.00	.00	18,487,207.09	600,868.00	17,886,339.09	.00	17,886,339.09		
17: ORANGE CITY TWP	7,511,610.28	.00	.00	.00	104,193.89	.00	.00	7,407,416.39	.00	.00	.00	.00	7,407,416.39	.00	7,407,416.39	.00	7,407,416.39		
18: ROSELAND BORO	9,217,401.22	.00	.00	.00	1,598.83	.00	.00	9,215,802.39	.00	.00	.00	.00	9,215,802.39	.00	9,215,802.39	.00	9,215,802.39		
19: SOUTH ORANGE TWP	13,688,302.03	.00	.00	.00	64,066.36	.00	.00	13,624,235.67	.00	.00	.00	.00	13,624,235.67	.00	13,624,235.67	.00	13,624,235.67		
20: VERONA TWP	12,032,592.86	.00	.00	.00	4,060.25	.00	.00	12,028,532.61	.00	.00	.00	.00	12,028,532.61	.00	12,028,532.61	.00	12,028,532.61		
21: WEST CALDWELL TWP	12,142,891.33	.00	.00	.00	52,319.94	.00	.00	12,090,571.39	.00	.00	.00	.00	12,090,571.39	.00	12,090,571.39	.00	12,090,571.39		
22: WEST ORANGE TWP	30,576,806.72	.00	.00	.00	95,599.42	.00	.00	30,481,207.30	.00	.00	.00	.00	30,481,207.30	.00	30,481,207.30	.00	30,481,207.30		
ESSEX	432,237,301.53	.00	.00	.00	4,819,301.12	.00	.00	427,418,000.41	.00	.00	.00	.00	427,418,000.41	600,868.00	426,817,132.41	.00	426,817,132.41		

2017 ABSTRACT OF RATABLES FOR THE COUNTY OF ESSEX

TAXING DISTRICTS	SECTION 12 - B			SECTION 12 - C		
	(A)	(B)	(C)	LOCAL TAXES TO BE RAISED FOR:		
	COUNTY LIBRARY TAXES APPORTIONED	COUNTY HEALTH SERVICE TAXES APPORTIONED	COUNTY OPEN SPACE TAXES APPORTIONED	(i) DISTRICT SCHOOL PURPOSES		
			(A) DISTRICT SCHOOL (adjusted for BPP)	(B) REG., CONSOL. & JOINT SCHOOL (adjusted for BPP)	(C) LOCAL SCHOOL (adjusted for BPP)	
01: BELLEVILLE TWP	.00	.00	409,317.10	39,764,229.00	.00	.00
02: BLOOMFIELD TWP	.00	.00	661,796.84	74,350,200.00	.00	.00
03: CALDWELL BORO	.00	.00	165,197.76	.00	14,049,013.00	.00
04: CEDAR GROVE TWP	.00	.00	348,416.72	28,294,388.00	.00	.00
05: EAST ORANGE CITY	.00	.00	398,121.26	22,845,484.00	.00	.00
06: ESSEX FIELDS BORO	.00	.00	116,089.75	4,505,163.00	3,494,006.00	.00
07: FAIRFIELD TWP	.00	.00	437,226.42	11,248,357.00	15,700,685.00	.00
08: GLEN RIDGE BORO	.00	.00	249,751.37	29,893,889.00	.00	.00
09: IRVINGTON TWP	.00	.00	308,100.13	17,459,529.00	.00	2,544,279.25
10: LIVINGSTON TWP	.00	.00	1,177,915.86	109,855,712.00	.00	.00
11: MAPLEWOOD TWP	.00	.00	572,175.15	.00	67,809,046.00	.00
12: MILLBURN TWP	.00	.00	1,480,638.06	85,547,272.00	.00	.00
13: MONTCLAIR TWP	.00	.00	1,073,990.98	112,636,548.00	.00	8,130,920.05
14: NEWARK CITY	.00	.00	2,080,889.48	125,678,692.00	.00	5,554,729.00
15: NORTH CALDWELL BORO	.00	.00	267,539.23	12,951,128.00	8,437,560.00	.00
16: NUTLEY TWP	.00	.00	556,391.64	54,640,484.00	.00	.00
17: ORANGE CITY TWP	.00	.00	222,774.43	12,045,401.00	.00	149,701.00
18: ROSELAND BORO	.00	.00	277,412.89	8,388,386.00	9,446,780.00	.00
19: SOUTH ORANGE TWP	.00	.00	410,115.94	.00	49,740,141.00	.00
20: VERONA TWP	.00	.00	362,076.50	34,695,045.00	.00	.00
21: WEST CALDWELL TWP	.00	.00	363,792.44	.00	30,066,083.00	.00
22: WEST ORANGE TWP	.00	.00	917,447.54	136,344,646.00	.00	.00
ESSEX	.00	.00	12,857,177.49	921,144,553.00	198,743,314.00	16,379,629.30

2017 ABSTRACT OF RATABLES FOR THE COUNTY OF ESSEX

TAXING DISTRICTS	SECTION 12 - C			SECTION 12 - D	
	LOCAL TAXES TO BE RAISED FOR:				
	(ii) LOCAL MUNICIPAL PURPOSES				
	(A) MUNICIPAL BUDGET (adjusted for BPP)	(B) MUNICIPAL OPEN SPACE BUDGET	(C) MUNICIPAL LIBRARY BUDGET	TOTAL LEVY ON WHICH TAX RATE IS COMPUTED	
01: BELLEVILLE TWP	49,037,228.30	.00	901,462.25	103,713,365.74	
02: BLOOMFIELD TWP	58,845,456.08	201,717.68	1,447,929.22	157,496,900.15	
03: CALDWELL BORO	7,305,633.62	103,233.86	360,899.33	27,472,008.18	
04: CEDAR GROVE TWP	9,965,930.30	.00	763,001.77	50,946,600.65	
05: EAST ORANGE CITY	90,252,401.95	497,467.97	903,130.64	128,154,999.64	
06: ESSEX FIELDS BORO	3,795,475.58	.00	.00	15,767,023.38	
07: FAIRFIELD TWP	13,315,900.87	257,615.00	967,581.00	56,456,012.18	
08: ELEN RIDGE BORO	10,876,174.07	.00	547,463.91	49,864,221.46	
09: IRVINGTON TWP	71,411,703.87	.00	683,175.66	102,643,820.66	
10: LIVINGSTON TWP	31,289,325.75	362,035.00	2,589,009.80	184,414,876.85	
11: MAPLEWOOD TWP	28,400,535.34	385,160.00	1,253,507.66	117,429,331.45	
12: MILLBURN TWP	42,200,414.92	.00	3,241,551.47	181,656,873.29	
13: MONTCLAIR TWP	54,094,809.14	.00	2,360,017.00	213,981,267.79	
14: NEWARK CITY	221,605,622.60	3,645,330.09	4,586,595.90	432,494,174.08	
15: NORTH CALDWELL BORO	6,255,857.65	.00	.00	36,799,902.73	
16: NUTLEY TWP	38,708,374.69	.00	1,216,486.31	113,008,075.73	
17: ORANGE CITY TWP	42,673,821.07	.00	487,070.54	62,986,184.43	
18: ROSELAND BORO	9,837,787.97	338,470.14	609,626.42	38,114,265.81	
19: SOUTH ORANGE TWP	22,231,869.53	283,869.96	901,507.00	87,191,739.10	
20: VERONA TWP	15,094,083.80	.00	791,101.26	62,970,839.17	
21: WEST CALDWELL TWP	12,341,833.00	.00	797,406.00	55,659,685.83	
22: WEST ORANGE TWP	52,982,824.98	145,460.49	2,017,653.91	222,889,240.22	
ESSEX	892,523,065.08	6,220,360.19	27,426,177.05	2,502,111,408.52	

2017 ABSTRACT OF RATABLES FOR THE COUNTY OF ESSEX

SECTION 13

REAL PROPERTY EXEMPT FROM TAXATION

TAXING DISTRICTS	(A) PUBLIC SCHOOL	(B) OTHER SCHOOL	(C) PUBLIC PROPERTY	(D) CHURCH AND CHARITABLE	(E) CEMETERIES AND GRAVEYARDS	(F) OTHER EXEMPTS	(G) TOTAL AMOUNT OF EXEMPTS (13A+B+C+D+E+F)
01: BELLEVILLE TWP	80,913,000	10,214,000	102,999,300	53,764,530	14,091,400	97,673,450	359,655,680
02: BLOOMFIELD TWP	115,240,600	87,739,900	117,062,600	83,398,400	12,350,200	105,689,000	521,480,700
03: CALDWELL BORO	27,852,800	123,341,800	39,212,400	43,100,800	7,590,000	20,365,700	261,463,500
04: CEDAR GROVE TWP	44,512,800	0	101,567,900	43,662,800	0	11,612,000	201,355,500
05: EAST ORANGE CITY	285,899,500	25,202,400	413,479,810	105,459,000	3,565,600	177,338,400	1,010,944,710
06: ESSEX FIELDS BORO	7,331,776	1,267,500	94,914,774	9,297,295	0	0	112,811,345
07: FAIRFIELD TWP	28,462,600	3,421,100	42,602,500	10,324,300	203,000	114,810,300	199,823,800
08: GLEN RIDGE BORO	51,300,100	0	37,505,510	9,723,000	7,481,400	7,224,200	113,234,210
09: IRVINGTON TWP	113,969,700	0	69,108,700	69,140,665	3,212,000	33,979,071	289,410,136
10: LIVINGSTON TWP	213,118,100	118,786,200	231,562,600	535,353,900	403,500	60,435,700	1,159,660,000
11: MAPLEWOOD TWP	128,836,700	0	593,867,700	57,509,700	0	44,384,600	824,598,700
12: MILLBURN TWP	128,235,700	18,661,000	416,401,600	97,558,900	5,558,600	5,230,800	671,646,600
13: MONTCLAIR TWP	119,227,700	87,522,700	128,003,900	175,395,700	8,296,200	181,450,800	699,897,000
14: NEWARK CITY	2,421,531,700	263,665,300	5,435,391,300	1,124,019,900	109,804,600	1,977,568,600	11,331,981,400
15: NORTH CALDWELL BORO	132,427,700	0	21,353,200	17,571,900	0	5,350,200	176,703,000
16: NUTLEY TWP	66,971,252	10,056,826	51,658,016	45,200,605	2,381,700	25,682,700	201,951,099
17: ORANGE CITY TWP	106,651,872	9,328,500	113,764,500	69,184,300	17,462,700	165,217,000	481,608,872
18: ROSELAND BORO	9,421,800	0	30,927,680	14,165,600	100,800	2,962,000	57,577,880
19: SOUTH ORANGE TWP	62,924,300	589,168,600	50,444,500	96,255,300	0	180,179,700	978,972,400
20: VERONA TWP	74,462,800	4,390,700	98,521,000	33,686,500	0	46,698,600	257,759,600
21: WEST CALDWELL TWP	58,335,600	15,232,300	53,115,400	5,501,600	0	2,641,500	134,826,400
22: WEST ORANGE TWP	114,210,320	52,127,920	211,754,915	153,433,300	10,041,100	50,411,000	591,978,555
ESSEX	4,391,838,420	1,420,126,746	8,455,219,805	2,852,707,995	202,542,800	3,316,905,321	20,639,341,087

2017 ABSTRACT OF RATABLES FOR THE COUNTY OF ESSEX

TAXING DISTRICTS	SECTION 14				SECTION 15	
	AMOUNT OF MISCELLANEOUS REVENUES TO SUPPORT LOCAL BUDGET				DEDUCTIONS ALLOWED	
	(A) SURPLUS REVENUE	(B) MISCELLANEOUS REVENUES ANTICIPATED	(C) RECEIPTS FROM DELINQUENT TAX	(D) TOTAL OF MISCELLANEOUS REVENUES (COL. 14A+B+C)	(A) SENIOR CITIZEN, DISABLED AND SURVIVING SPOUSE	(B) VETERANS AND WIDOWS
01: BELLEVILLE TWP	2,350,000.00	11,715,308.39	35,000.00	14,100,308.39	65,750.00	126,750.00
02: BLOOMFIELD TWP	5,500,000.00	11,893,290.37	2,350,000.00	19,743,290.37	44,750.00	170,000.00
03: CALDWELL BORO	445,837.50	4,256,504.90	.00	4,702,342.40	3,000.00	32,250.00
04: CEDAR GROVE TWP	1,055,000.00	2,402,395.93	417,000.00	3,874,395.93	8,750.00	77,750.00
05: EAST ORANGE CITY	4,687,000.00	42,041,884.63	6,000,000.00	52,728,884.63	29,750.00	93,000.00
06: ESSEX FELS BORO	325,000.00	1,418,905.92	250,000.00	1,993,905.92	.00	8,250.00
07: FAIRFIELD TWP	1,822,000.00	4,343,014.30	488,000.00	6,653,014.30	6,500.00	61,000.00
08: GLEN RIDGE BORO	850,000.00	1,457,643.25	240,000.00	2,547,643.25	1,250.00	23,250.00
09: IRVINGTON TWP	.00	32,229,574.66	3,399,471.87	35,629,046.53	45,000.00	57,750.00
10: LIVINGSTON TWP	850,000.00	9,073,153.73	.00	9,923,153.73	21,000.00	152,750.00
11: MAPLEWOOD TWP	1,900,000.00	11,059,472.82	1,010,000.00	13,969,472.82	8,250.00	56,250.00
12: MILLBURN TWP	4,700,000.00	6,940,855.44	635,000.00	12,275,855.44	1,500.00	46,500.00
13: MONTCLAIR TWP	3,935,000.00	15,087,270.00	2,200,000.00	21,222,270.00	8,500.00	81,750.00
14: NEWARK CITY	.00	440,856,626.14	6,432,036.06	447,288,662.20	67,000.00	185,250.00
15: NORTH CALDWELL BORO	505,000.00	1,698,492.80	274,315.00	2,477,807.80	1,000.00	27,000.00
16: NUTLEY TWP	5,104,000.00	9,594,661.00	1,150,000.00	15,848,661.00	28,250.00	164,500.00
17: ORANGE CITY TWP	5,000,000.00	14,017,348.96	3,000,000.00	22,017,348.96	33,250.00	34,250.00
18: ROSELAND BORO	937,000.00	2,876,480.85	218,000.00	4,031,480.85	5,500.00	37,250.00
19: SOUTH ORANGE TWP	998,000.00	10,949,456.28	825,548.68	12,773,004.96	2,250.00	34,250.00
20: VERONA TWP	2,820,000.00	4,043,778.07	560,000.00	7,423,778.07	7,250.00	73,000.00
21: WEST CALDWELL TWP	1,375,000.00	4,664,827.64	332,000.00	6,371,827.64	7,000.00	67,500.00
22: WEST ORANGE TWP	3,022,376.78	19,103,579.74	2,580,884.76	24,706,841.28	18,250.00	149,750.00
ESSEX	48,181,214.28	661,724,525.82	32,397,256.37	742,302,996.47	413,750.00	1,760,000.00

2017 ABSTRACT OF RATABLES FOR THE COUNTY OF ESSEX

ADDENDUM TO ABSTRACT OF RATABLES -- ASSESSED VALUE OF PARTIAL EXEMPTIONS & ABATEMENTS (COLUMN 3)

TAXING DISTRICTS	(1) POLLUTION CONTROL	(2) FIRE SUPPRESSION	(3) FALLOUT SHELTER	(4) WATER- SEWER FACILITY	(5) RENEWABLE ENERGY	(6) UEZ ABATEMENT	(7) HOME IMPROVEMENT	(8) MULTI- FAMILY DWELLING	(9) CLASS 4 ABATEMENT
01: BELLEVILLE TWP	0	0	0	0	0	0	0	0	0
02: BLOOMFIELD TWP	0	0	0	0	0	0	0	0	0
03: CALDWELL BORO	0	0	0	0	0	0	0	0	0
04: CEDAR GROVE TWP	0	0	0	0	0	0	0	0	0
05: EAST ORANGE CITY	0	0	0	0	0	0	0	0	0
06: ESSEX FELS BORO	0	0	0	0	0	0	0	0	0
07: FAIRFIELD TWP	0	0	0	0	0	0	0	0	0
08: GLEN RIDGE BORO	0	0	0	0	0	0	0	0	0
09: IRVINGTON TWP	0	0	0	0	0	0	0	0	0
10: LIVINGSTON TWP	0	0	0	0	0	0	0	0	0
11: MAPLEWOOD TWP	0	0	0	0	0	0	0	0	0
12: MILLBURN TWP	0	0	0	0	0	0	0	0	0
13: MONTCLAIR TWP	0	0	0	0	0	0	0	0	0
14: NEWARK CITY	248,000	2,217,200	0	0	5,394,300	32,274,800	0	0	0
15: NORTH CALDWELL BORO	0	0	0	0	0	0	0	0	0
16: NUTLEY TWP	0	0	0	0	0	0	0	0	0
17: ORANGE CITY TWP	0	0	0	0	0	0	0	0	0
18: ROSELAND BORO	0	0	0	0	0	0	0	0	0
19: SOUTH ORANGE TWP	0	0	0	0	0	0	0	0	0
20: VERONA TWP	0	0	0	0	0	0	0	0	0
21: WEST CALDWELL TWP	0	0	0	0	0	0	0	0	0
22: WEST ORANGE TWP	0	0	0	0	0	0	0	0	0
ESSEX	248,000	2,217,200	0	0	5,394,300	32,274,800	0	0	0

2017 ABSTRACT OF RATABLES FOR THE COUNTY OF ESSEX

ADDENDUM TO ABSTRACT OF RATABLES -- ASSESSED VALUE OF PARTIAL EXEMPTIONS & ABATEMENTS (CONTINUED)

TAXING DISTRICTS	(10) DWELLING ABATEMENT	(11) DWELLING EXEMPTION	(12) NEW DWELLING CONVERSION ABATEMENT	(13) NEW DWELLING CONVERSION EXEMPTION	(14) MULTI-DWELLING EXEMPTION	(15) MULTI-DWELLING ABATEMENT	(16) COMMERCIAL/ INDUSTRIAL EXEMPTION	(17) TOTAL VALUE
01: BELLEVILLE TWP	0	0	0	0	0	0	0	0
02: BLOOMFIELD TWP	0	5,127,700	0	0	11,686,700	0	322,600	17,137,000
03: CALDWELL BORO	0	0	0	0	0	0	0	0
04: CEDAR GROVE TWP	0	0	0	0	0	0	0	0
05: EAST ORANGE CITY	2,191,400	0	0	2,920,200	0	0	0	5,111,600
06: ESSEX FIELDS BORO	0	0	0	0	0	0	0	0
07: FAIRFIELD TWP	0	0	0	0	0	0	0	0
08: GLEN RIDGE BORO	0	0	0	0	0	0	0	0
09: IRVINGTON TWP	0	0	0	0	0	0	0	0
10: LIVINGSTON TWP	0	0	0	0	0	0	0	0
11: MAPLEWOOD TWP	0	0	0	0	0	0	0	0
12: MILLBURN TWP	0	0	0	0	0	0	0	0
13: MONTCLAIR TWP	0	0	0	0	0	0	0	0
14: NEWARK CITY	0	495,700	0	0	1,126,600	0	2,728,300	44,484,900
15: NORTH CALDWELL BORO	0	0	0	0	0	0	0	0
16: NUTLEY TWP	0	0	0	0	0	0	0	0
17: ORANGE CITY TWP	52,000	68,100	366,700	632,400	0	0	184,400	1,303,600
18: ROSELAND BORO	0	0	0	0	0	0	0	0
19: SOUTH ORANGE TWP	0	0	0	0	0	0	0	0
20: VERONA TWP	0	0	0	0	0	0	0	0
21: WEST CALDWELL TWP	0	0	0	0	0	0	0	0
22: WEST ORANGE TWP	0	0	0	0	0	0	0	0
ESSEX	2,243,400	5,691,500	366,700	3,552,600	12,813,300	0	3,235,300	68,037,100

2017 ABSTRACT OF RATABLES FOR THE COUNTY OF ESSEX

ADDENDUM -- EQUALIZED VALUE BASED ON IN LIEU OF TAXES (COL. 10B)

TAXING DISTRICTS	(1) C.12 PL 1977 IN LIEU OF TAX	(2) NJ HOUSING FINANCE AGENCY	(3) URBAN RENEWAL	(4) OTHER	(5) TOTAL
01:BELLEVILLE TWP	0	0	0	0	0
02:BLOOMFIELD TWP	0	0	0	0	0
03:CALDWELL BORO	0	0	0	0	0
04:CEDAR GROVE TWP	0	0	0	0	0
05:EAST ORANGE CITY	0	0	0	0	0
06:ESSEX FELLOWS BORO	0	0	0	0	0
07:FAIRFIELD TWP	0	0	0	0	0
08:GLEN RIDGE BORO	0	0	0	0	0
09:IRVINGTON TWP	0	0	0	0	0
10:LIVINGSTON TWP	0	0	0	0	0
11:MAPLEWOOD TWP	0	0	0	0	0
12:MILLBURN TWP	0	0	0	0	0
13:MONTCLAIR TWP	0	0	0	0	0
14:NEWARK CITY	0	0	0	0	0
15:NORTH CALDWELL BORO	0	0	0	0	0
16:NUTLEY TWP	0	0	0	0	0
17:ORANGE CITY TWP	0	0	0	0	0
18:ROSELAND BORO	0	0	0	0	0
19:SOUTH ORANGE TWP	0	0	0	0	0
20:VERONA TWP	0	0	0	0	0
21:WEST CALDWELL TWP	0	0	0	0	0
22:WEST ORANGE TWP	0	0	0	0	0
ESSEX	0	0	0	0	0

2017 ABSTRACT OF RATABLES FOR THE COUNTY OF ESSEX

BREAKDOWN OF GENERAL TAX RATE

TAXING DISTRICTS	COUNTY TAX	LIBRARY TAX	HEALTH SERVICE TAX	COUNTY OPEN SPACE TAX	DISTRICT SCHOOL TAX	REGIONAL SCHOOL TAX	LOCAL SCHOOL TAX	MUNICIPAL PURPOSE TAX	MUNICIPAL OPEN SPACE TAX	MUNICIPAL LIBRARY TAX	GENERAL TAX RATE	EFFECTIVE TAX RATE
01:BELLEVILLE TWP	.509	.000	.000	.015	1.486	.000	.000	1.833	.000	.034	3.877	3.814
02:BLOOMFIELD TWP	.545	.000	.000	.016	1.843	.000	.000	1.459	.005	.036	3.904	3.597
03:CALDWELL BORO	.532	.000	.000	.017	.000	1.361	.000	.708	.010	.034	2.662	2.522
04:CEDAR GROVE TWP *	.522	.000	.000	.016	1.276	.000	.000	.450	.000	.034	*2.298	2.217
05:EAST ORANGE CITY	.536	.000	.000	.016	.924	.000	.000	3.651	.020	.037	5.184	4.695
06:ESSEX FIELDS BORO	.466	.000	.000	.014	.545	.422	.000	.459	.000	.000	1.906	2.052
07:FAIRFIELD TWP	.564	.000	.000	.017	.437	.609	.000	.517	.010	.038	2.192	1.937
08:GLEN RIDGE BORO	.600	.000	.000	.018	2.162	.000	.000	.787	.000	.040	3.607	3.029
09:IRVINGTON TWP	.566	.000	.000	.017	.966	.000	.139	3.949	.000	.038	5.675	5.011
10:LIVINGSTON TWP	.541	.000	.000	.016	1.517	.000	.000	.432	.005	.036	2.547	2.358
11:MAPLEWOOD TWP	.493	.000	.000	.015	.000	1.761	.000	.737	.010	.033	3.049	3.099
12:MILLBURN TWP	.503	.000	.000	.015	.874	.000	.000	.431	.000	.033	1.856	1.852
13:MONTCLAIR TWP	.623	.000	.000	.019	1.965	.000	.142	.944	.000	.041	3.734	3.011
14:NEWARK CITY	.571	.000	.000	.017	1.034	.000	.046	1.824	.030	.038	3.560	3.031
15:NORTH CALDWELL BORO	.556	.000	.000	.017	.809	.527	.000	.391	.000	.000	2.300	2.088
16:NUTLEY TWP	.550	.000	.000	.017	1.679	.000	.000	1.190	.000	.037	3.473	3.075
17:ORANGE CITY TWP	.573	.000	.000	.017	.931	.000	.012	3.299	.000	.038	4.870	4.228
18:ROSELAND BORO	.545	.000	.000	.016	.497	.558	.000	.581	.020	.036	2.253	2.085
19:SOUTH ORANGE TWP	.480	.000	.000	.015	.000	1.752	.000	.783	.010	.032	3.072	3.212
20:VERONA TWP	.595	.000	.000	.018	1.715	.000	.000	.746	.000	.039	3.113	2.639
21:WEST CALDWELL TWP	.538	.000	.000	.016	.000	1.337	.000	.549	.000	.035	2.475	2.311
22:WEST ORANGE TWP	.545	.000	.000	.016	2.438	.000	.000	.948	.003	.036	3.986	3.676

* EXCLUDES GARBAGE DISTRICT RATE OF 0.072

2017 ABSTRACT OF RATABLES FOR THE COUNTY OF ESSEX

ADDENDUM: STATE AID ADJUSTMENT FOR BPP		ADDENDUM: REAP DISTRIBUTION SUMMARY				
TAXING DISTRICT	COUNTY	SCHOOL	MUNICIPAL	ELIGIBLE PROPERTY ASSESSMENTS	R.E.A.P. AID	TAX RATE CREDIT
01: BELLEVILLE TWP						
02: BLOOMFIELD TWP						
03: CALDWELL BORO						
04: CEDAR GROVE TWP						
05: EAST ORANGE CITY		\$120,467.00				
06: ESSEX FIELDS BORO						
07: FAIRFIELD TWP						
08: GLEN RIDGE BORO						
09: IRVINGTON TWP						
10: LIVINGSTON TWP						
11: MAPLEWOOD TWP						
12: MILLBURN TWP						
13: MONTCLAIR TWP						
14: NEWARK CITY		\$1,082,756.00				
15: NORTH CALDWELL BORO						
16: NUTLEY TWP		\$1,768,798.00				
17: ORANGE CITY TWP						
18: ROSELAND BORO						
19: SOUTH ORANGE TWP						
20: VERONA TWP						
21: WEST CALDWELL TWP						
22: WEST ORANGE TWP						
ESSEX		\$2,972,021.00				

**2017 SPECIAL TAXING DISTRICT TAX RATES
(PER \$100.00 ASSESSED VALUATION)**


MUNICIPALITY	DISTRICT	ASSESSED VALUATION PER DISTRICT	TOTAL LEVY PER DISTRICT	SPECIAL DISTRICT TAX RATE
Belleville Township	SPECIAL IMP. DISTRICT 01	156,456,500	\$ 361,414.52	.231
Bloomfield Township	GARBAGE DISTRICT	2,217,518,900	\$ 1,598,495.00	.072
Caldwell Township	SPECIAL IMP. DISTRICT 01	59,962,200	\$ 62,169.00	.104
Cedar Grove Township				
East Orange City				
Essex Fells Township				
Fairfield Township				
Irvington Township	SPRINGFIELD AVENUE BID	129,681,480	\$ 174,161.00	.135
Irvington Township	CAMPTOWN BID	112,891,520	\$ 100,110.00	.089
Livingston Township	SPECIAL IMP. DISTRICT 01	275,702,200	\$ 169,981.48	.062
	SPECIAL IMP. DISTRICT 02	1,788,451,456	\$ 198,087.56	.012
Maplewood Township	SPRINGFIELD AVE PARTNERSHIP	120,513,300	\$ 132,188.00	.110
	MAPLEWOOD VILLAGE ALLIANCE	56,416,200	\$ 54,943.00	.098
Millburn Township	SPECIAL IMP. DISTRICT 01	188,980,681	\$ 200,850.00	.107
Montclair Township	SPECIAL IMP. DISTRICT 01	293,613,400	\$ 562,300.00	.192
Newark City	DOWNTOWN DISTRICT	1,781,234,400*	\$ 4,221,960.00	.238
	IRONBOUND DISTRICT	372,372,100 *	\$ 840,000.00	.226
	MT. PROSPECT DISTRICT	142,897,700 *	\$ 292,510.00	.205
	SOUTH WARD DISTRICT	118,378,300 *	\$ 305,460.00	.259
	WEST WARD DISTRICT	220,602,900 *	\$ 500,000.00	.227
North Caldwell Township				
Nutley Township				
Orange City Township				
Roseland Borough				
South Orange Township	SPECIAL IMP. DISTRICT 01	175,401,500	\$ 70,160.60	.040
	SPECIAL IMP. DISTRICT 02	46,445,800	\$ 17,649.40	.038
Verona Township				
West Caldwell Township				
West Orange Township	SPECIAL IMP. DISTRICT 01	59,737,800	\$ 49,582.37	.083
	SPECIAL IMP. DISTRICT 02	50,537,400	\$ 37,903.05	.075
	SPECIAL IMP. DISTRICT 03	23,741,890	\$ 17,331.58	.073


* Includes Allocation For Exempt Property


2017 ABSTRACT OF RATABLES FOR THE COUNTY OF ESSEX


Total Amount of Miscellaneous Revenues (included Surplus Revenues Appropriated) for the Support of the County Budget	287,982,000.00
Rate per \$100 to be applied to Column 11 for apportionment of County Taxes	.50427561
Net County Taxes Apportioned (Column 12 A iii)	427,418,000.41
* Adjustments (Net Total (Column 12 A i))	4,819,301.12
* Net Overpayments are added to the Net Taxes Apportioned Net Underpayments are deducted from the Net Taxes Apportioned	
Rate per \$100 to be applied to Column 11 for apportionment of Library Taxes	.00000000
Rate per \$100 to be applied to Column 11 for apportionment of Health Taxes	.00000000
Rate per \$100 to be applied to Column 11 for apportionment of Open Space Taxes	.01517959
County Percentage Level of Taxable Value of Real Property is 100%	


ESSEX COUNTY BOARD OF TAXATION



James R. Mataazzo, Jr., President


Joseph A. ..., Commissioner


Ian R. ..., Commissioner


Everett M. Johnson Esq., Commissioner


Luis M. Linares, Commissioner


Mary Devon O'Brien, Commissioner


Joan Codey Durkin, Tax Administrator

ATTEST:

I hereby certify this to be a true copy of the Abstract of Ratables and Exemptions for the County of ESSEX,
State of New Jersey for the year 2017 as filed with me by the ESSEX County Board of Taxation

2017

ESSEX COUNTY TAX ASSESSORS

<u>TAXING DISTRICT</u>	<u>ASSESSOR</u>	<u>P.O. ADDRESS</u>	<u>DAYS IN OFFICE</u>	<u>PHONE #</u>
Belleville Twp	Kevin Esposito	152 Washington Ave., Belleville, NJ 07109	M/T/TH/F	973-450-3304
Bloomfield Twp	Joseph J. Pisauro	Municipal Plaza, Bloomfield, NJ 07003	M-F	973-680-4021
Caldwell	George F. Librizzi	1 Provost Square, Caldwell, NJ 07006	T-5pm-6pm	973-226-6349
Cedar Grove Twp	Richard Hamilton, Jr.	525 Pompton Ave., Cedar Grove, NJ 07009	T/W/F	973-239-1410
East Orange City	Thomas L. Small	44 City Hall Plaza, East Orange, NJ 07019	M-F	973-266-5105
Essex Fells Boro	Kevin Esposito	P. O. Box 38, Essex Fells, NJ 07021	T/p.m.	973-226-3400
Fairfield Twp	Michael Leposky	230 Fairfield Rd., Fairfield, NJ 07004	T/TH/F	973-882-2717
Glen Ridge Boro	George F. Librizzi	P.O. Box 66, Glen Ridge, NJ 07028	W- 5pm.-6pm	973-748-8400
Irvington Twp	Silvia Forbes	Civic Square, Irvington, NJ 07111	M-F	973-399-6684
Livingston Twp	Lidia Dumytsch	357 Livingston Ave., Livingston, NJ 07039	M-F	973-535-7978
Maplewood Twp	Edward N. Galante	574 Valley St., Maplewood, NJ 07040	W/p.m.	973-762-3433
Millburn Twp	Mary Lisa Baratto	375 Millburn Ave., Millburn, NJ 07041	M/T/W	973-564-7080
Montclair Twp	George F. Librizzi	205 Claremont Ave., Montclair, NJ 07042	M-F	973-509-4920
Newark City	Romal Bullock	920 Broad St., Newark, NJ 07102	M-F	973-733-3950
North Caldwell Boro	George F. Librizzi	Gould Ave., North Caldwell, NJ 07006	W-6:30pm-7:30pm	973-228-6417
Nutley Twp	Edmund B. Brown	1 Kennedy Dr., Nutley, NJ 07110	M/T/TH	973-284-4956
Orange City	Aaron Wilson	29 No. Day St., Orange, NJ 07050	M/T/W/TH	973-266-4008
Roseland Boro	Kevin Esposito	19 Harrison Ave., Roseland, NJ 07068	F-12-4:30pm	973-226-8080
South Orange Twp	Ellen Foye Malgieri	101 So. Orange Ave., South Orange, NJ 07009	M-F	973-378-7729
Verona Twp	George F. Librizzi	880 Bloomfield Ave., Verona, NJ 07044	TH-5pm-6pm	973-857-4837
West Caldwell Twp	Richard Hamilton, Jr.	30 Clinton Road, West Caldwell, NJ 07006	M/TH	973-226-2303
West Orange Twp	Kevin J. Dillon	66 Main St., West Orange, NJ 07052	M-F	973-325-4060